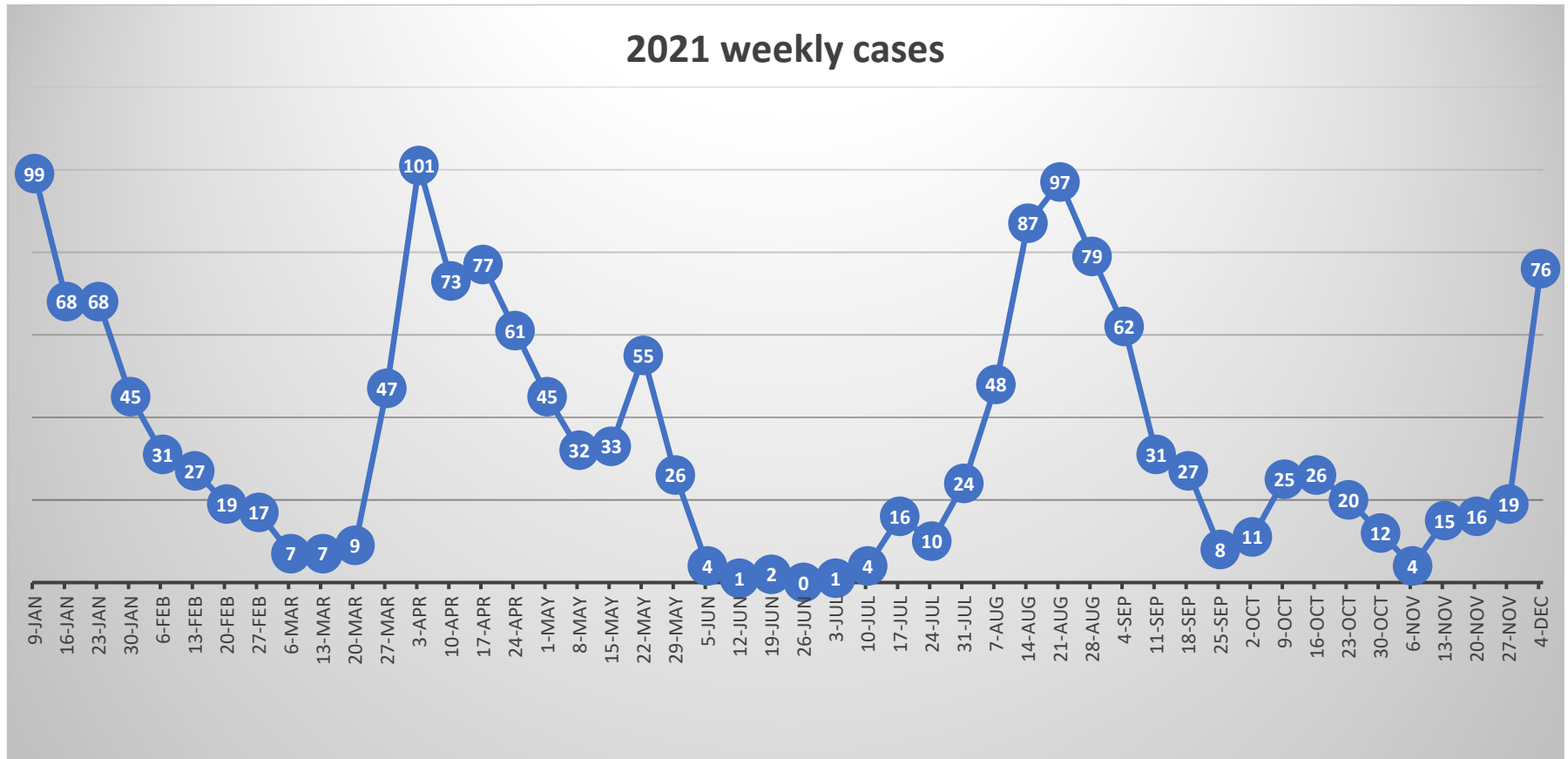


Martha's Vineyard Boards of Health

Weekly positive COVID-19 Case report



November 28th through December 4th, 2021

76 confirmed positive cases (66 MVH, 7 TestMV, 3 Other)

73 in progress, 1 completed, 2 Lost to Follow Up

33 symptomatic, 7 asymptomatic, 36 unknown

57 fully vaccinated, 3 partially vaccinated, 12 unvaccinated, 4 unknown

20 probable OTC positive cases

3 suspect cases

Cases to date:

2,366 total cases (PCR and probable cases)

6 cases positive for Delta Variant – 9 samples tested, 3 indeterminate

2,224 confirmed positive cases (PCR positive tests)

1,132 Male

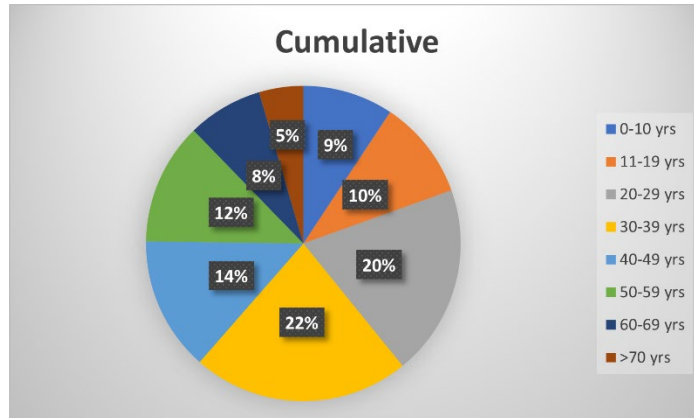
1,091 Female

1 other

Age Group:

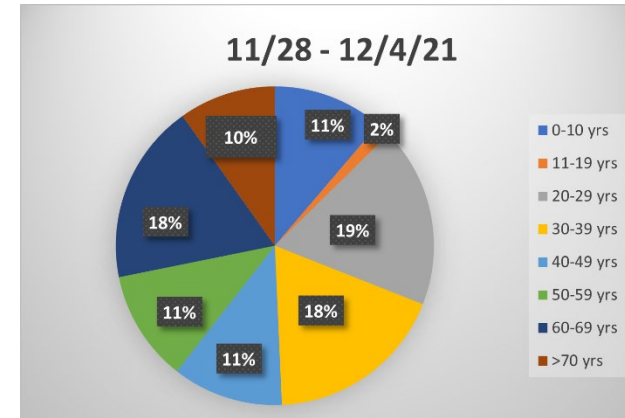
Cumulative

0-10	207
11-19	227
20-29	436
30-39	496
40-49	306
50-59	278
60-69	172
>70	101
Unknown	1



Current week

0-10	8
11-19	1
20-29	13
30-39	18
40-49	8
50-59	8
60-69	13
>70	7



LINKED CASES

758 cases or 34% of positive cases are connected to at least one other case.

(Percentage does not include probable cases included in clusters)

- 2-person group – 130 instances – 260 cases
- 3-person group – 53 instances – 159 cases
- 4-person group – 23 instances – 92 cases
- 5-person group – 11 instance – 55 cases
- 6-person group – 4 instance – 24 cases
- 9-person group – 1 instance – 9 cases
- 10-person group – 1 instance – 10 cases
- 12-person group – 1 instance – 12 cases

Clusters:

- October Wedding – 8 cases
- Cronig's Market – 19 cases
- Bible Study – 11 cases
- MV Hospital – 5 cases
- Project Headway – 4 cases
- King's Barbershop – 8 cases
- Shirley's Hardware – 6 cases
- Barn Bowl & Bistro – 9 cases
- Cardboard Box – 3 cases
- Alchemy – 15 cases
- Port Hunter – 5 cases – 4 confirmed & 1 probable(OTC+)
- Harborview/Kelley House – 10 cases – 6 confirmed & 4 probable(OTC+)
- Fine Fettle – 4 cases
- Charlotte Inn/Terrace Restaurant – 4 cases
- Fishbones – 3 cases
- Cronig's Market (VH) – 5 cases
- The Sydney – 6 cases
- Nancy's – 3 cases
- The Sand Bar – 3 cases
- Construction site – 6 cases

2020 BREAKDOWN

Total Cases 533

March	9 cases	August	15 cases
April	10 cases	September	8 cases
May	10 cases	October	32 cases
June	5 cases	November	191 cases
July	18 cases	December	235 cases

2021 BREAKDOWN

January	302 cases 195 symptomatic, 74 asymptomatic, 33 unknown 294 completed, 7 lost to follow-up, 1 referred to off-island health
February	91 cases 48 symptomatic, 32 asymptomatic, 11 unknown 90 completed, 1 lost to follow-up
March	108 cases 72 symptomatic, 27 asymptomatic, 9 unknown 107 completed, 1 lost to follow-up
April	316 cases 199 symptomatic, 71 asymptomatic, 46 unknown 313 completed, 3 lost to follow-up
May	149 cases 94 symptomatic, 41 asymptomatic, 14 unknown 148 completed, 1 referred to off-island health
June	8 cases 5 symptomatic, 3 asymptomatic 8 completed
July	54 cases 46 symptomatic, 41 asymptomatic, 14 unknown 51 completed, 2 lost to follow up, 1 referred to off island health 24 fully vax, 1 part vax, 21 unvaccinated, 1 unknow

Completed = No longer symptomatic and released from isolation

Referred to off island health dept = case referred due to patient relocation

In progress = Still being followed by public health

Lost to follow-up = unable to contact

August	335 cases 185 symptomatic, 21 asymptomatic, 129 unknown 323 completed, 12 lost to follow up, 163 fully vax, 4 part vax, 107 unvaccinated, 61 unknown
Sept	107 cases 78 symptomatic, 7 asymptomatic, 22 unknown 101 completed, 6 lost to follow up 48 fully vax, 1 partially vax, 35 unvaccinated, 23 unknown
Oct	92 cases 64 symptomatic, 15 asymptomatic, 13 unknown 90 completed, 2 lost to follow up 61 fully vax, 1 partially vax, 24 unvaccinated, 6 unknown
November	
11/1 – 11/6	3 cases 2 symptomatic, 1 asymptomatic 2 completed, 1 in progress 3 fully vaccinated
11/7 – 11/13	15 cases 13 symptomatic, 2 asymptomatic 15 completed 11 fully vaccinated, 4 unvaccinated
11/14 – 11/20	16 cases 13 symptomatic, 1 asymptomatic, 1 unknown 15 completed, 1 lost to follow up 15 fully vaccinated, 1 unvaccinated
11/21 – 11/27	19 cases 17 symptomatic, 1 asymptomatic, 1 unknown 2 in progress, 17 completed 18 fully vaccinated, 1 unvaccinated

142 probable positive cases (antibody or OTC positive tests and symptomatic diagnosis)

Totals may change if individuals become confirmed positives

28 antibody positive 58 symptomatically positive 56 positive OTC tests

77 Male	Age Group	<20	19
65 Female		20-29	37
		30-39	26
		40-49	21
		50-59	16
		60-69	11
		>70	5
		Unknown	7

TEST SITE DATA:**Test MV:**

Medically observed nasal self-swab

Total Tested	45,240
Positive tests	516
Negative tests	44,724

MV Hospital testing (from MVHospital.org)

Medically collected nasopharyngeal swab

Total Tested	29,281
Positive tests	1,569
Negative tests	27,704

(as of Friday, 12/3/21)

Aquinnah testing

Self-administered saliva test

Total Tested	756
Positive tests	4
Negative tests	752

MV Public School testing

nasal swab

Total Tested	1,251
Positive tests	1
Negative tests	1,250

(as of 10/29/21)