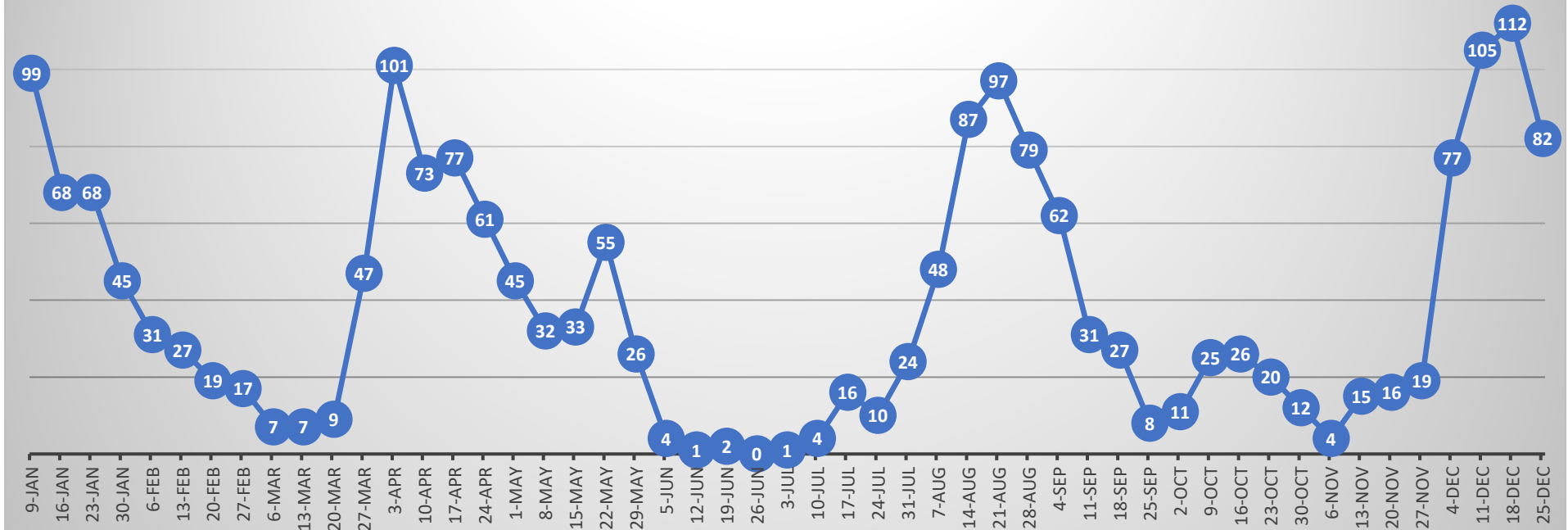


Martha's Vineyard Boards of Health

Weekly positive COVID-19 Case report

2021 weekly cases



December 19th through December 25th, 2021

82 confirmed positive cases (45 MVH, 12 TestMV, 25 Other)

59 in progress, 22 completed, 1 lost to follow up

36 symptomatic, 4 asymptomatic, 42 unknown

41 fully vaccinated, 2 partially vaccinated, 24 unvaccinated, 15 unknown

19 probable OTC positive cases

2 suspect cases

Cases to date:

2,716 total cases (PCR and probable cases)

6 cases positive for Delta Variant – 9 samples tested, 3 indeterminate

2,524 confirmed positive cases (PCR positive tests)

1,277 Male

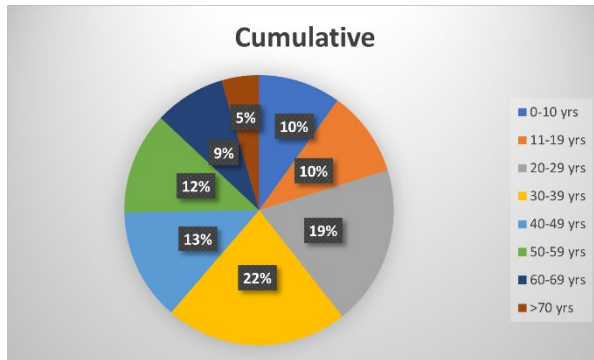
1,246 Female

1 other

Age Group:

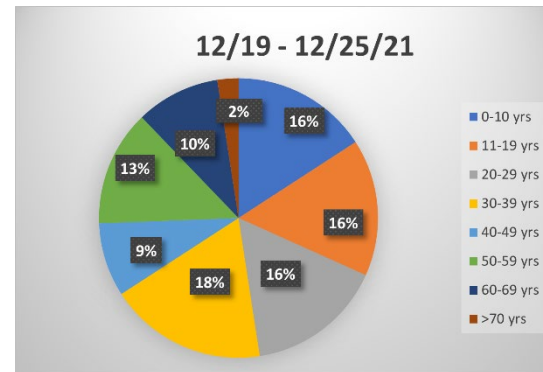
Cumulative

0-10	250
11-19	260
20-29	484
30-39	553
40-49	339
50-59	308
60-69	216
>70	113
Unknown	1



Current week

0-10	13
11-19	13
20-29	13
30-39	15
40-49	7
50-59	11
60-69	8
>70	2



LINKED CASES

828 cases or 33% of positive cases are connected to at least one other case.

(Percentage does not include probable cases included in clusters)

- 2-person group – 143 instances – 286 cases
- 3-person group – 64 instances – 192 cases
- 4-person group – 25 instances – 100 cases
- 5-person group – 12 instance – 60 cases
- 6-person group – 4 instance – 24 cases
- 9-person group – 1 instance – 9 cases
- 10-person group – 1 instance – 10 cases
- 12-person group – 1 instance – 12 cases

Clusters:

- October Wedding – 8 cases
- Cronig's Market – 19 cases
- Bible Study – 11 cases
- MV Hospital – 5 cases
- Project Headway – 4 cases
- King's Barbershop – 8 cases
- Shirley's Hardware – 6 cases
- Barn Bowl & Bistro – 9 cases
- Cardboard Box – 3 cases
- Alchemy – 15 cases
- Port Hunter – 5 cases – 4 confirmed & 1 probable OTC)
- Harborview/Kelley House – 10 cases – 6 confirmed & 4 probable OTC)
- Fine Fettle – 4 cases
- Charlotte Inn/Terrace Restaurant – 4 cases
- Fishbones – 3 cases
- Cronig's Market (VH) – 5 cases
- The Sydney – 6 cases
- Nancy's – 3 cases
- The Sand Bar – 3 cases
- Construction site – 6 cases
- Town of Tisbury – 5 cases (1 confirmed, 4 probable OTC)

2020 BREAKDOWN

Total Cases 533

March	9 cases	August	15 cases
April	10 cases	September	8 cases
May	10 cases	October	32 cases
June	5 cases	November	191 cases
July	18 cases	December	235 cases

2021 BREAKDOWN

January	302 cases 195 symptomatic, 74 asymptomatic, 33 unknown 294 completed, 7 lost to follow-up, 1 referred to off-island health
February	91 cases 48 symptomatic, 32 asymptomatic, 11 unknown 90 completed, 1 lost to follow-up
March	108 cases 72 symptomatic, 27 asymptomatic, 9 unknown 107 completed, 1 lost to follow-up
April	316 cases 199 symptomatic, 71 asymptomatic, 46 unknown 313 completed, 3 lost to follow-up
May	149 cases 94 symptomatic, 41 asymptomatic, 14 unknown 148 completed, 1 referred to off-island health
June	8 cases 5 symptomatic, 3 asymptomatic 8 completed
July	54 cases 46 symptomatic, 41 asymptomatic, 14 unknown 51 completed, 2 lost to follow up, 1 referred to off island health 24 fully vax, 1 part vax, 21 unvaccinated, 1 unknow

Completed = No longer symptomatic and released from isolation
Referred to off island health dept = case referred due to patient relocation
In progress = Still being followed by public health
Lost to follow-up = unable to contact

August	335 cases 185 symptomatic, 21 asymptomatic, 129 unknown 323 completed, 12 lost to follow up, 163 fully vax, 4 part vax, 107 unvaccinated, 61 unknown
Sept	107 cases 78 symptomatic, 7 asymptomatic, 22 unknown 101 completed, 6 lost to follow up 48 fully vax, 1 partially vax, 35 unvaccinated, 23 unknown
Oct	92 cases 64 symptomatic, 15 asymptomatic, 13 unknown 90 completed, 2 lost to follow up 61 fully vax, 1 partially vax, 24 unvaccinated, 6 unknown
Nov	71 cases 58 symptomatic, 9 asymptomatic, 4 unknown 68 completed, 3 lost to follow up 62 fully vax, 1 partially vax, 8 unvaccinated
December	
12/1 – 12/4	59 cases 34 symptomatic, 3 asymptomatic, 21 unknown 58 completed, 1 lost to follow up 42 fully vax, 2 partially vax, 4 no vax, 5 unknown
12/5 – 12/11	105 cases 66 symptomatic, 13 asymptomatic, 26 unknown 103 completed, 2 lost to follow up 57 fully vaccinated, 38 unvaccinated, 10 unknown
12/12 – 12/18	112 cases 75 symptomatic, 7 asymptomatic, 30 unknown 11 in progress, 99 completed, 2 lost to follow up 64 fully vaccinated, 35 unvaccinated, 13 unknown

192 probable positive cases (antibody or OTC positive tests and symptomatic diagnosis)

Totals may change if individuals become confirmed positives

28 antibody positive 58 symptomatically positive 106 positive OTC tests

98 Male	Age Group	<20	33
94 Female		20-29	44
		30-39	35
		40-49	26
		50-59	22
		60-69	15
		>70	6
		Unknown	11

TEST SITE DATA:

Test MV:

Medically observed nasal self-swab

Total Tested	46,127
Positive tests	559
Negative tests	45,568

MV Hospital testing (from MVHospital.org)

Medically collected nasopharyngeal swab

Total Tested	30,594
Positive tests	1,764
Negative tests	28,822
Hospitalizations	2

(as of Thursday, 12/23/21)

Aquinnah testing

Self-administered saliva test

Total Tested	756
Positive tests	4
Negative tests	752