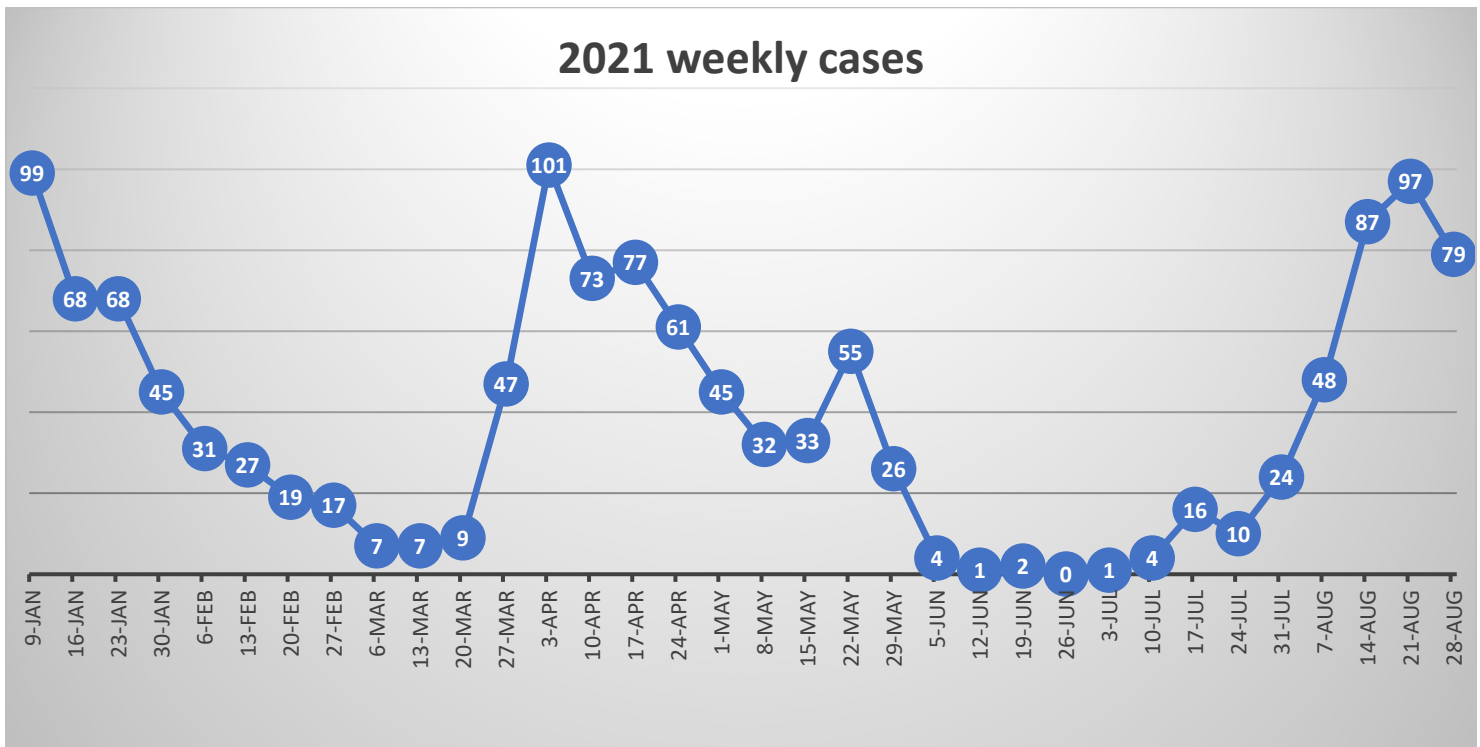


# Martha's Vineyard Boards of Health

## Weekly positive COVID-19 Case report



### ***August 22<sup>nd</sup> through August 28<sup>th</sup>, 2021***

79 confirmed positive cases (52 MVH, 24 TestMV, 1 Tribe, 2 other providers)

63 in progress, 16 completed

41 symptomatic, 4 asymptomatic, 34 unknown

35 fully vaccinated, 1 partially vaccinated, 22 unvaccinated, 21 unknown

6 probable cases (positive OTC tests)

**1,971 total cases to date**

**6 cases positive for Delta Variant - 9 samples tested, 3 indeterminate**

**1,872 confirmed positive cases (PCR positive tests)**

959 Male

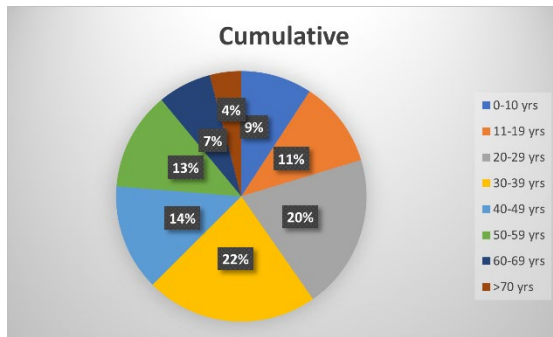
912 Female

1 other

## Age Group:

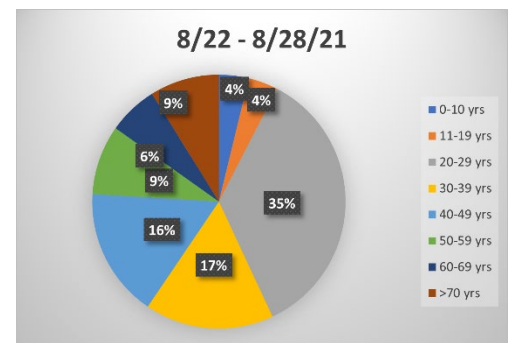
### Cumulative

|         |     |
|---------|-----|
| 0-10    | 172 |
| 11-19   | 208 |
| 20-29   | 374 |
| 30-39   | 416 |
| 40-49   | 257 |
| 50-59   | 238 |
| 60-69   | 130 |
| >70     | 76  |
| Unknown | 1   |



### Current week

|       |    |
|-------|----|
| 0-10  | 3  |
| 11-19 | 3  |
| 20-29 | 28 |
| 30-39 | 13 |
| 40-49 | 13 |
| 50-59 | 7  |
| 60-69 | 5  |
| >70   | 7  |



### LINKED CASES

667 cases or 36% of positive cases are connected to at least one other case.

(Percentage does not include probable cases included in clusters)

- 2-person group – 109 instances – 218 cases
- 3-person group – 43 instances – 129 cases
- 4-person group – 21 instances – 84 cases
- 5-person group – 10 instance – 50 cases
- 6-person group – 4 instance – 24 cases
- 9-person group – 1 instance – 9 cases
- 10-person group – 1 instance – 10 cases
- 12-person group – 1 instance – 12 cases

#### Clusters:

- October Wedding – 8 cases
- Cronig's Market – 19 cases
- Bible Study – 11 cases
- MV Hospital – 5 cases
- Project Headway – 4 cases
- King's Barbershop – 8 cases (2 staff, 2 customers, 4 family members)
- Shirley's Hardware – 6 cases (all staff)
- Barn Bowl & Bistro – 9 cases (6 staff, 3 family members)
- Cardboard Box – 3 cases (all staff)
- Alchemy – 15 cases (all staff)
- Port Hunter – 5 cases – 4 confirmed & 1 probable(OTC+) (all staff)
- Harborview/Kelley House – 10 cases – 6 confirmed & 4 probable(OTC+) (all staff)
- Fine Fettle – 4 cases
- Charlotte Inn/Terrace Restaurant – 4 cases (all staff)
- Fishbones – 3 cases (all staff)
- Cronig's Market (VH) – 5 cases (all staff)
- The Sydney – 6 cases (all staff)
- Nancy's – 3 cases (all staff)
- The Sand Bar – 3 cases (all staff)

## 2020 BREAKDOWN

Total Cases 533

|       |          |           |           |
|-------|----------|-----------|-----------|
| March | 9 cases  | August    | 15 cases  |
| April | 10 cases | September | 8 cases   |
| May   | 10 cases | October   | 32 cases  |
| June  | 5 cases  | November  | 191 cases |
| July  | 18 cases | December  | 235 cases |

## 2021 BREAKDOWN

|             |  |
|-------------|--|
| January     | 302 cases<br>195 symptomatic, 74 asymptomatic, 33 unknown<br>294 completed, 7 lost to follow-up, 1 referred to off-island health   |
| February    | 91 cases<br>48 symptomatic, 32 asymptomatic, 11 unknown<br>90 completed, 1 lost to follow-up   |
| March       | 108 cases<br>72 symptomatic, 27 asymptomatic, 9 unknown<br>107 completed, 1 lost to follow-up  |
| April       | 316 cases<br>199 symptomatic, 71 asymptomatic, 46 unknown<br>313 completed, 3 lost to follow-up  |
| May         | 149 cases<br>94 symptomatic, 41 asymptomatic, 14 unknown<br>148 completed, 1 referred to off-island health   |
| June        | 8 cases<br>5 symptomatic, 3 asymptomatic<br>8 completed  |
| July        | 54 cases<br>46 symptomatic, 4 asymptomatic, 4 unknown<br>51 completed, 2 lost to follow up, 1 referred to off island health<br>24 fully vaccinated, 1 partially vaccinated, 21 unvaccinated, 8 unknown |
| August      |  |
| 8/1 – 8/7   | 48 cases<br>38 symptomatic, 2 asymptomatic, 8 unknown<br>47 completed, 1 lost to follow up<br>25 fully vaccinated, 1 partially vaccinated, 20 unvaccinated, 2 unknown                                  |
| 8/8 – 8/14  | 87 cases<br>47 symptomatic, 5 asymptomatic, 35 unknown<br>79 completed, 8 lost to follow up<br>46 fully vaccinated, 26 unvaccinated, 15 unknown  |
| 8/15 – 8/21 | 97 cases<br>48 symptomatic, 8 asymptomatic, 41 unknown<br>5 in progress, 90 completed, 2 lost to follow up<br>41 fully vaccinated, 2 partially vaccinated, 29 unvaccinated, 25 unknown                 |

Completed = No longer symptomatic and released from isolation  
 Referred to off island health dept = case referred due to patient relocation  
 In progress = Still being followed by public health  
 Lost to follow-up = unable to contact

**99 probable positive cases (antibody or OTC positive tests and symptomatic diagnosis)**

Totals may change if individuals become confirmed positives

28 antibody positive      55 symptomatically positive      16 positive OTC tests

|           |           |         |    |
|-----------|-----------|---------|----|
| 56 Male   | Age Group | <20     | 13 |
| 43 Female |           | 20-29   | 25 |
|           |           | 30-39   | 16 |
|           |           | 40-49   | 18 |
|           |           | 50-59   | 9  |
|           |           | 60-69   | 8  |
|           |           | >70     | 4  |
|           |           | Unknown | 6  |

**TEST SITE DATA:**

**High School test site:**

Medically observed nasal self-swab

|                |        |
|----------------|--------|
| Total Tested   | 41,898 |
| Positive tests | 453    |
| Negative tests | 41,445 |

**MV Hospital testing (from MVHospital.com)**

Medically collected nasopharyngeal swab

|                |        |
|----------------|--------|
| Total Tested   | 24,547 |
| Positive tests | 1,357  |
| Negative tests | 23,182 |

(as of Friday, 8/27/21)

**Aquinnah testing:**

Self-administered saliva test

|                |     |
|----------------|-----|
| Total Tested   | 656 |
| Positive tests | 4   |
| Negative tests | 652 |

**MV Public Schools testing:**

Self-administered saliva test

|                |        |
|----------------|--------|
| Total Tested   | 16,122 |
| Positive tests | 18     |
| Negative tests | 16,104 |