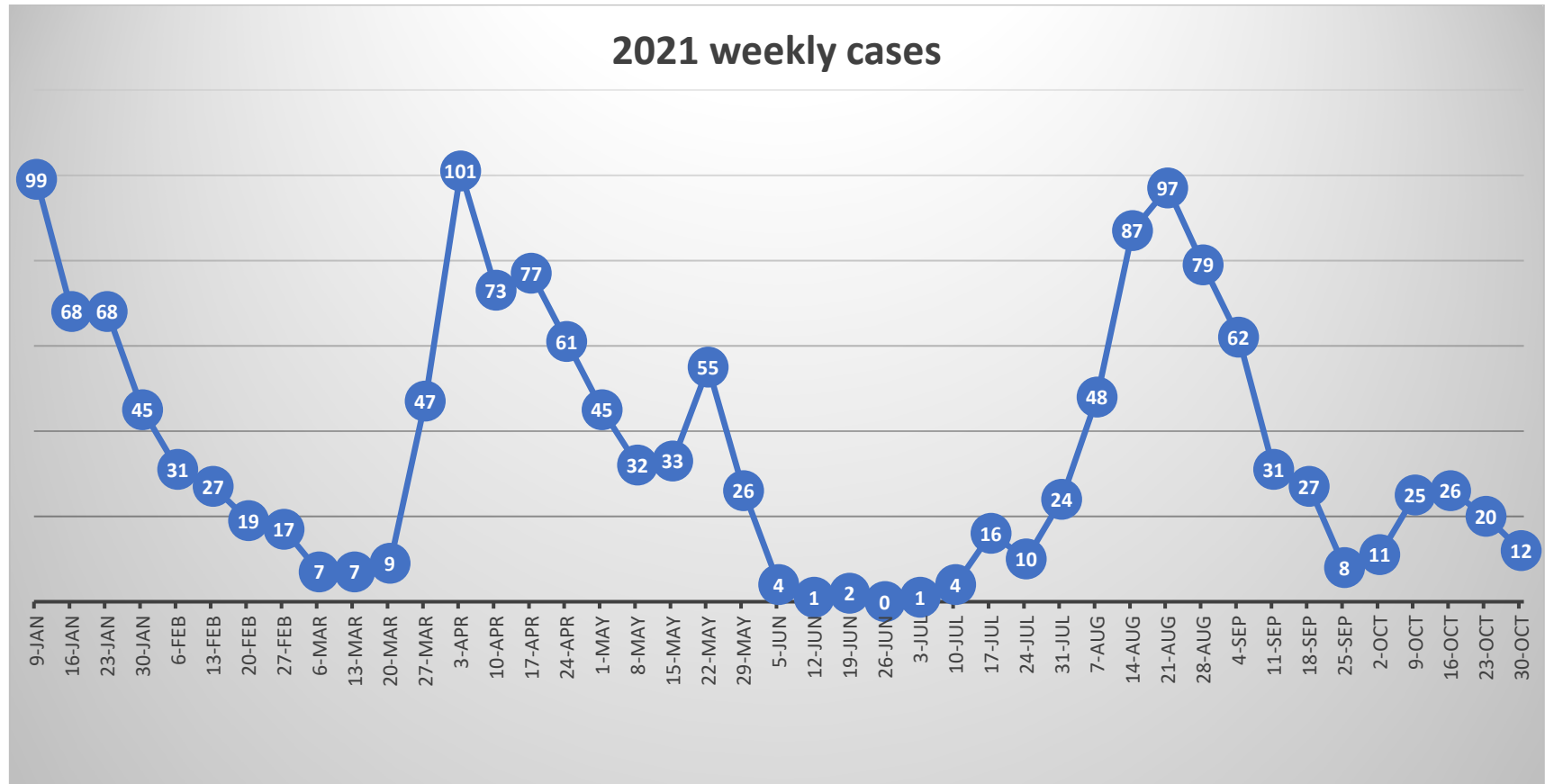


# Martha's Vineyard Boards of Health

## Weekly positive COVID-19 Case report



### October 24<sup>th</sup> through October 30<sup>th</sup>, 2021

12 confirmed positive cases (6 MVH, 4 TestMV, 2 Other)  
10 in progress, 2 completed  
8 symptomatic, 1 asymptomatic, 3 unknown  
6 fully vaccinated, 1 partially vaccinated, 4 unvaccinated, 1 unknown

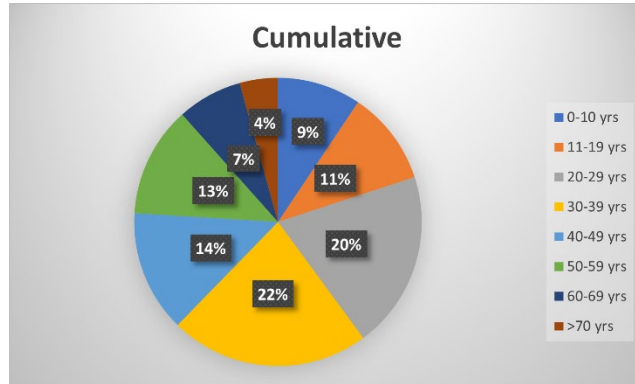
### Cases to date:

2,208 total cases (PCR and probable cases)  
6 cases positive for Delta Variant – 9 samples tested, 3 indeterminate  
2,094 confirmed positive cases (PCR positive tests)  
1,067 Male  
1,026 Female  
1 other

## Age Group:

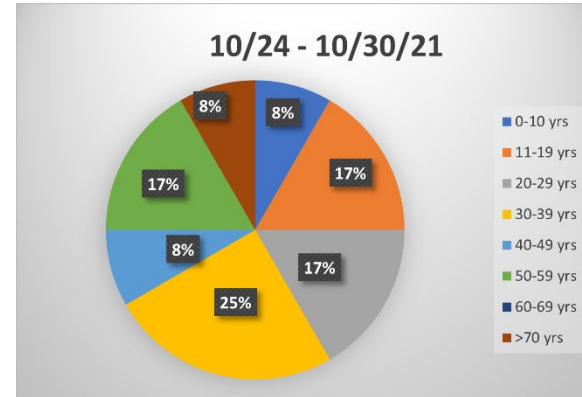
### Cumulative

0-10	197
11-19	221
20-29	417
30-39	469
40-49	286
50-59	260
60-69	153
>70	90
Unknown	1



### Current week

0-10	1
11-19	2
20-29	2
30-39	3
40-49	1
50-59	2
60-69	0
>70	1



### LINKED CASES

718 cases or 34% of positive cases are connected to at least one other case.

(Percentage does not include probable cases included in clusters)

- 2-person group – 123 instances – 246 cases
- 3-person group – 48 instances – 144 cases
- 4-person group – 23 instances – 92 cases
- 5-person group – 10 instance – 50 cases
- 6-person group – 4 instance – 24 cases
- 9-person group – 1 instance – 9 cases
- 10-person group – 1 instance – 10 cases
- 12-person group – 1 instance – 12 cases

### Clusters:

- October Wedding – 8 cases
- Cronig's Market – 19 cases
- Bible Study – 11 cases
- MV Hospital – 5 cases
- Project Headway – 4 cases
- King's Barbershop – 8 cases
- Shirley's Hardware – 6 cases
- Barn Bowl & Bistro – 9 cases
- Cardboard Box – 3 cases
- Alchemy – 15 cases
- Port Hunter – 5 cases – 4 confirmed & 1 probable(OTC+)
- Harborview/Kelley House – 10 cases – 6 confirmed & 4 probable(OTC+)
- Fine Fettle – 4 cases
- Charlotte Inn/Terrace Restaurant – 4 cases
- Fishbones – 3 cases
- Cronig's Market (VH) – 5 cases
- The Sydney – 6 cases
- Nancy's – 3 cases
- The Sand Bar – 3 cases

### 2020 BREAKDOWN

Total Cases 533

March	9 cases	August	15 cases
April	10 cases	September	8 cases
May	10 cases	October	32 cases
June	5 cases	November	191 cases
July	18 cases	December	235 cases

## 2021 BREAKDOWN

January	302 cases 195 symptomatic, 74 asymptomatic, 33 unknown 294 completed, 7 lost to follow-up, 1 referred to off-island health
February	91 cases 48 symptomatic, 32 asymptomatic, 11 unknown 90 completed, 1 lost to follow-up
March	108 cases 72 symptomatic, 27 asymptomatic, 9 unknown 107 completed, 1 lost to follow-up
April	316 cases 199 symptomatic, 71 asymptomatic, 46 unknown 313 completed, 3 lost to follow-up
May	149 cases 94 symptomatic, 41 asymptomatic, 14 unknown 148 completed, 1 referred to off-island health
June	8 cases 5 symptomatic, 3 asymptomatic 8 completed
July	54 cases 46 symptomatic, 41 asymptomatic, 14 unknown 51 completed, 2 lost to follow up, 1 referred to off island health 24 fully vax, 1 part vax, 21 unvaccinated, 1 unknow

August	335 cases 185 symptomatic, 21 asymptomatic, 129 unknown 323 completed, 12 lost to follow up, 163 fully vax, 4 part vax, 107 unvaccinated, 61 unknown
Sept	107 cases 78 symptomatic, 7 asymptomatic, 22 unknown 101 completed, 6 lost to follow up 48 fully vax, 1 partially vax, 35 unvaccinated, 23 unknown
October	
10/1 – 10/2	8 cases 7 symptomatic, 1 unknow 8 completed 4 fully vaccinated, 3 unvaccinated, 1 unknow
10/3 – 10/9	25 cases 17 symptomatic, 3 asymptomatic, 5 unknown 23 completed, 2 los to follow up 20 fully vaccinated, 5 unvaccinated
10/10 – 10/16	26 cases 21 symptomatic, 3 asymptomatic, 2 unknown 26 completed 19 fully vaccinated, 5 unvaccinated, 2 unknown
10/17 – 10/23	20 cases 11 symptomatic, 6 asymptomatic, 3 unknown 3 in progress, 17 completed 12 fully vaccinated, 6 unvaccinated, 2 unknown

Completed = No longer symptomatic and released from isolation

Referred to off island health dept = case referred due to patient relocation

In progress = Still being followed by public health

Lost to follow-up = unable to contact

**114 probable positive cases (antibody or OTC positive tests and symptomatic diagnosis)**

Totals may change if individuals become confirmed positives

28 antibody positive    57 symptomatically positive    29 positive OTC tests

63 Male	Age Group	<20	16
51 Female		20-29	31
		30-39	19
		40-49	18
		50-59	11
		60-69	8
		>70	5
		Unknown	6

**TEST SITE DATA:****Test MV:**

Medically observed nasal self-swab

Total Tested	44,517
Positive tests	499
Negative tests	44,018

**MV Hospital testing (from MVHospital.org)**

Medically collected nasopharyngeal swab

Total Tested	27,806
Positive tests	1,519
Negative tests	26,279

(as of Wednesday, 10/29/21)

**Aquinnah testing**

Self-administered saliva test

Total Tested	756
Positive tests	4
Negative tests	752

**MV Public School testing**

nasal swab

Total Tested	1127
Positive tests	1
Negative tests	1126

(as of 10/22/21)